



Whitchurch Combined School

Growing Today, Ready for Tomorrow

- Writing -
How to support your child



Whitchurch Combined School
Growing Today, Ready for Tomorrow

Why have you been invited into school today?

Our most recent Parent Survey showed that parents would appreciate support in understanding the maths and the writing curriculum at Whitchurch Combined School and how best to help their children in these areas.

We offered a maths workshop in October and today we would like to offer a similar guide to writing.



Whitchurch Combined School
Growing Today, Ready for Tomorrow



Our aims today are :

- to explain why writing is important and has such a vital place in everyday life .
- to gain some understanding of how we teach writing at Whitchurch Combined School with a particular focus on grammar.
- to look at ways of helping your child at home.



Whitchurch Combined School
Growing Today, Ready for Tomorrow

From EYFS onwards, children will spend time every week on writing tasks, handwriting, grammar work and phonics/spelling.

Time allocation for each area will be adjusted according to age and need.



Handwriting



Whitchurch Combined School
Growing Today, Ready for Tomorrow

In Reception and KS1, we teach children using the Lesley Clarke phonics and handwriting scheme.

This begins in reception, with accurate letter formation and progresses from year 2 or 3 (as appropriate) to joining letters using an un-looped cursive script•

Handwriting is taught as a focused session and then practised daily.





This shows the letter formations for the alphabet.

It includes dots, which is where we begin the letters and directions to move the pencil or pen.

Please practise these with your child as bad habits are difficult to correct later on.

How to Write Letters

Aa Bb Cc Dd Ee Ff Gg Hh Ii Jj Kk Ll Mm Nn
Oo Pp Qq Rr Ss Tt Uu Vv Ww Xx Yy Zz

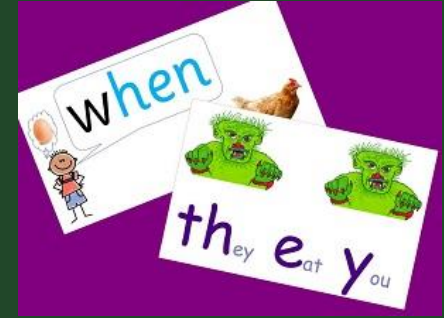
This shows the letter formations for the alphabet as we progress and prepare to join our writing.

The flicks are important as this is where the letters will join.

Phonics / Spelling



Whitchurch Combined School
Growing Today, Ready for Tomorrow



In Reception and KS1, we teach children using the Lesley Clarke phonics scheme.

As children are ready to progress, we move on to the Spelling Shed scheme which continues to use a phonics-based approach to learning the key spelling patterns whilst also addressing the many irregular words in our language.



Writing

We teach writing as a process (adjusted by age):

- Reading and exploring examples of the text type being taught – making notes for the working wall. (This is where we ‘read as writers’)
- Highlighting the features of the text type – text structure & layout, language choices, sentence types and other grammatical features.
- Planning our own version of the writing – sometimes in small peer groups; sometimes in groups guided by an adult; sometimes individually.
- Trying out our plans through drama or paired discussion
- Teacher modelled / guided writing before pupils draft their writing
- Proof reading with a partner
- Editing and developing – and finally,
- Publishing



Whitchurch Combined School
Growing Today, Ready for Tomorrow

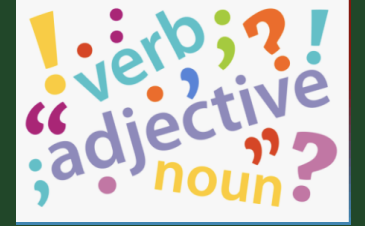
Writing is not limited to English lessons - Children also access a range of writing opportunities in the different areas of the curriculum as appropriate.

The writing process is taught and practised in English lessons with children having the opportunity to apply the skills through other curricular areas.



Grammar

It is important children understand grammar as it is, to English, what the times tables are to maths.



Grammar is what makes language work.

Using the correct grammar and punctuation is vital for accurate communication – eg: a piece of writing without any full stops, does not make sense.

As children progress through their primary education (and further) they will learn how to use grammar and punctuation to control their writing – so it is good to have an early grasp of the basics upon which they can build.

Grammar

Our weekly grammar lessons are linked to our writing units wherever possible, so children can see the impact of using grammar effectively.

This also enables us to teach the key skills that the children are then expected to use within their writing.

We also have 'flashback' sessions at the beginning of English lessons to keep the terminology fresh in the children's minds.

Grammar

By regularly reviewing previous learning, through the 'flashback' activities and by reference to them during modelled and guided writing, as well as through whole class reading, we hope to keep them relevant in the children's minds as well as check their understanding (to see if revision is needed).

And this is a way you can also support your children at home. When you are reading with your child, talk about the grammar you see in the text (as well as discussing what has been read).

But ... what if you're unsure of grammar term - what a 'modal verb' or an 'expanded noun phrase' looks like – what could you do?

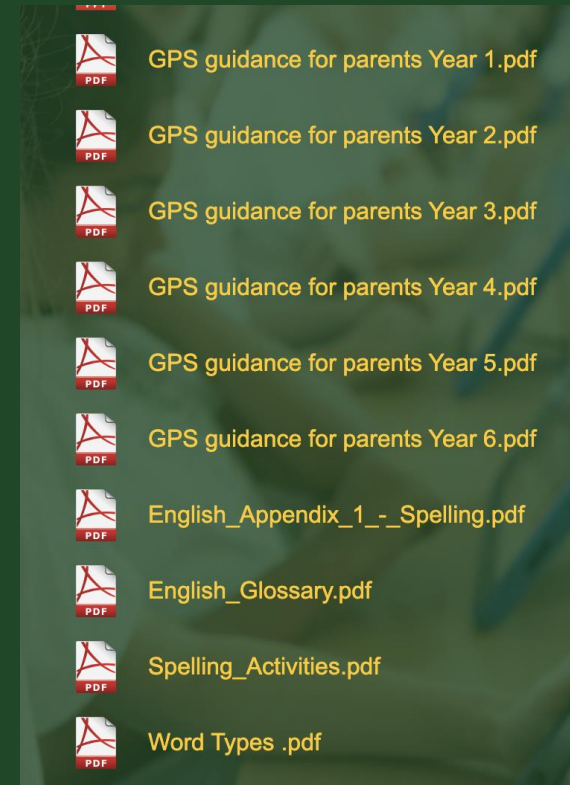
Grammar

Information on the School Website:

Curriculum Page – English – Writing – then click on

This will lead you to a wealth of information regarding GPS.

The English Glossary is a guide published by the DfE, with clear definitions of every term included in the Primary curriculum.

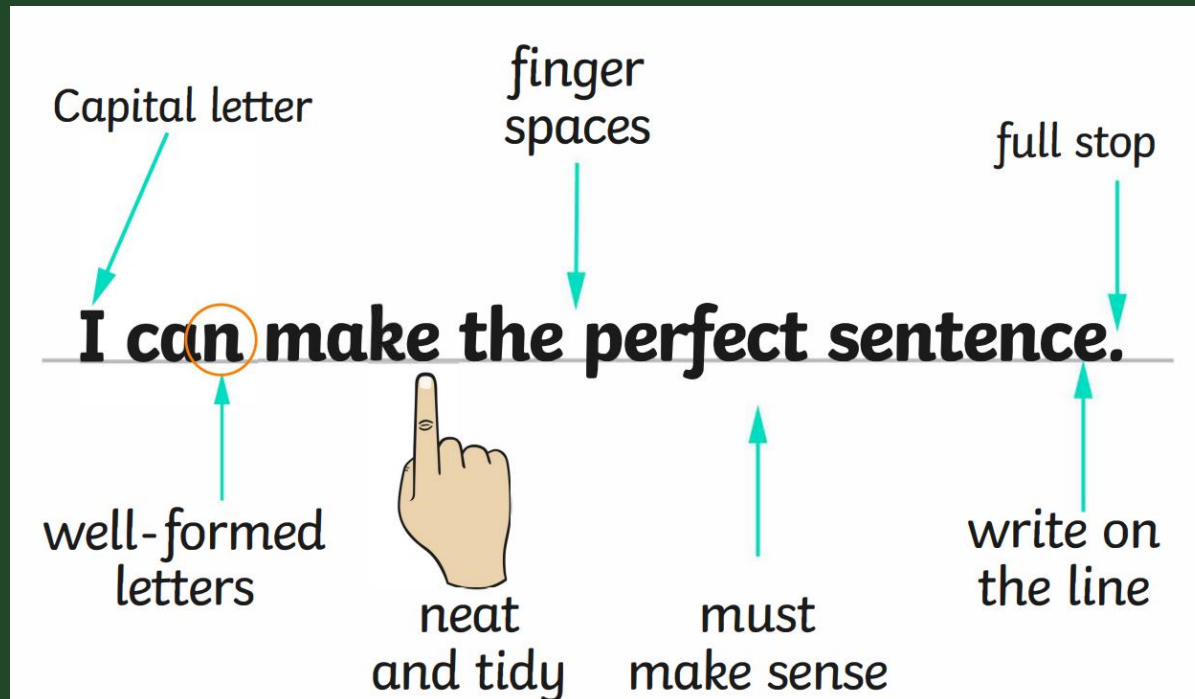


One of the basic units of English is the sentence.

The curriculum defines a sentence as “a group of words which are grammatically connected to each other.”

A sentence expresses a complete thought and makes sense.

A sentence normally has a subject and a verb.



There are 4 types of sentence.

Statement-assert facts/opinions

Question-a sentence that usually requires an answer

Command-an order which often leaves out the subject of the sentence and often starts with a verb

Exclamation-statements of surprise or strong emotion

What type of sentence?

- A. Did you empty the dishwasher?
- B. You did empty the dishwasher.
- C. Empty the dishwasher.
- D. How fantastic that you emptied the dishwasher!

What type of sentence?

- A. Did you empty the dishwasher? **question**
- B. You did empty the dishwasher. **statement**
- C. Empty the dishwasher. **command**
- D. How fantastic that you emptied the dishwasher! **exclamation**

Basic Word Classes

Nouns - name of objects, things, ideas, events, places or people. They can be concrete, abstract, common, proper, or collective.

Adjectives - describe nouns.

Verbs - are doing / action words or a state of being.

Adverbs - describe how, where, and when things happen. They often 'describe' verbs.

Basic Word Classes

Identify the nouns in this sentence

The bakery stood on the corner of a street in Buckingham.

Identify the verbs in this sentence

Without warning, snow fell heavily from the grey sky and settled on the rooftops, the pavements and the streets which was quite a shock.

Identify the adjectives in this sentence

Along the dark alleyway and into the deserted town centre, the hungry rat scuttled on its soft paws.

Basic Word Classes

Identify the nouns in this sentence

The **bakery** stood on the **corner** of a **street** in **Buckingham**.

Identify the verbs in this sentence

Without warning, snow **fell** heavily from the grey sky and **settled** on the rooftops, the pavements and the streets which **was** quite a shock.

Identify the adjectives in this sentence

Along the **dark** alleyway and into the **deserted** town centre, the **hungry** rat scuttled on its **soft** paws.

Which sentence is correct?

Adam saw his friend in the park and wave.

Adam saw his friend in the park and waved.

Adam sees his friend in the park and wave.

Adam sees his friend in the park and waved.

Which sentence is correct?

Adam saw his friend in the park and wave.

Adam saw his friend in the park and waved.

Adam sees his friend in the park and wave.

Adam sees his friend in the park and waved.

How can you help support your child's writing?

The basis of all good writing is dependent on knowing lots of words and being able to join them together in interesting ways.

Encourage your child to talk.

- Explain a game or activity, describe a person, place, picture or thing; retell stories; talk about things they have done e.g. visits, day at school - encourage detail; predict what might happen next in a story, TV programme or sequel to a film; play word games

How can you help support your child's writing?



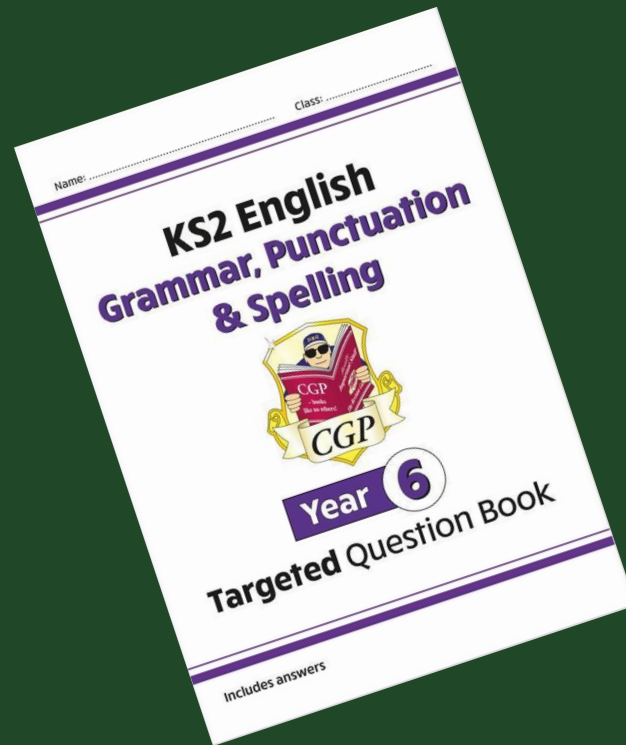
- Be a reading model and read to your child (e.g. stories, poems, factual information such as timetables, magazines, newspaper reports, letters, emails, adverts, instructions)
- While you are reading – think about ‘reading as a writer’
 - why has the author chosen this word? How does it help you to visualise what is happening?
 - Why has the author used a comma (full stop etc) here? How does it help you to understand the story?

How can you help support your child's writing?

- Be a writing model and encourage your child to write alongside you for real purposes e.g. shopping lists, birthday/Christmas lists, labels, invitations, thank you letters, emails to friends, postcards, cards for relatives, scrap books of holidays/hobbies/special events, diaries, short stories or poems, menus, bedroom or house rules
- Have an exciting selection of writing materials available e.g. a range of pencils, pens, coloured crayons, writing icing, writing soaps for bath time
- Praise your child for trying and don't dwell on mistakes. Focus on content and enjoyment of writing for fun

Don't forget to look at the information
on the school website.

There are plenty of good books available
to help too.





Whitchurch Combined School

Growing Today, Ready for Tomorrow

We hope this information session has been useful.

This presentation will be available on the school Website and remember, we're here to help!