

# EYFS Reception Welcome Booklet



# All About me...

My name is... (Can you write your name?)

I am ... years old (How old are you?)

I like... (What do you like doing?)

This is my family... (Can you draw them?)

# More About me...

My friends are...

My favourite toy is ... (Can you draw it?)

I'm really good at... (Draw some things you are good at)

These things worry me... (What worries you?)

# Things I am learning to do:

Tick the things that you can do – don't worry if there are things you can't do just yet – we will have fun learning them together at school! You could colour the pictures too.




- ☐ Put on my coat.
- ☐ Fasten my coat.




- ☐ Put on my shoes.
- ☐ Fasten my shoes.




- ☐ Wash and dry my hands.



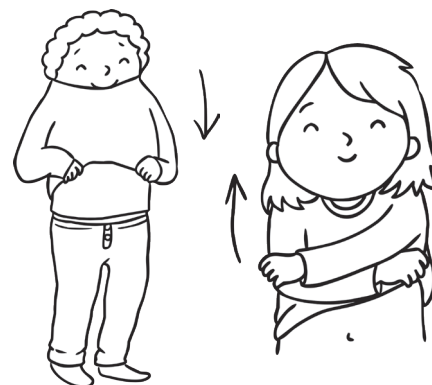
- ☐ Use the toilet by myself.




- ☐ Use a knife and fork.



- ☐ Open my lunchbox and snacks.





- ☐ get dressed.
- ☐ get undressed.



- ☐ write my name.
- ☐ read my name.

# What Things I might do...

There are lots of things to do at school!



# Things you need to bring...



**A pair of boots**  
We need these when we are outside and it is wet and mucky!



**A packed lunch**  
Eating a healthy lunch helps us to concentrate and work well. You might have hot dinners instead! You should also bring a water bottle to school too.

## A P.E kit

This can be left in a bag on your coat peg. Please make sure everything has your name inside! You will need: shorts, t-shirt and shoes. Our P.E. days are...



**A book bag**  
You will have special books to read at home and at school.

# My day...

There are lots of fun things to do in Reception!



When you come into the classroom in the morning, you need to hang up your coat on your special coat peg – look for your special name label.


Each day we will do a register to see who is in school. We do the register in the morning and again after lunch.

Sometimes, we will go into the hall for assembly too.

We play games inside and outside in our special Reception play area too! Outside we have lots of things to use such as bikes, scooters, bats and balls and skipping ropes.


In the classroom, we have lots of things to play with too – we have lots of construction toys, toy dinosaurs, cars and animals, dolls, playdough, dressing up clothes, games and lots and lots of things to use for drawing, painting and making models. We have a sand tray and a water tray too!

Throughout the day, we will play inside and outside.



# My day...

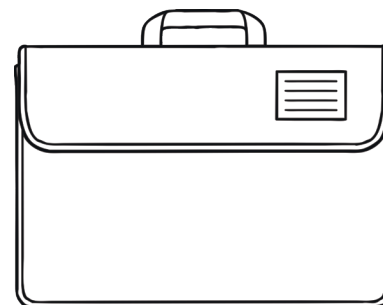
We will have lunchtime in the middle of the day. You might have a packed lunch in a lunchbox or you might have a hot dinner on a plate.



Every day you can choose a piece of fruit to have at snack time – we have different fruit each day and it is a good idea to have your own water bottle too.



Soon it will be home time! There are often lots of things to remember at home time so make sure you listen carefully and remember all your belongings.



☐ book bag




☐ bottle



☐ coat

# My Colouring Sheets

Can you draw over the lines and colour in?




# My Colouring Sheets

Can you draw over the lines and colour in?




# My Colouring Sheets


Can you draw over the lines and colour in?



# Numbers, Shapes and Colours



1



4



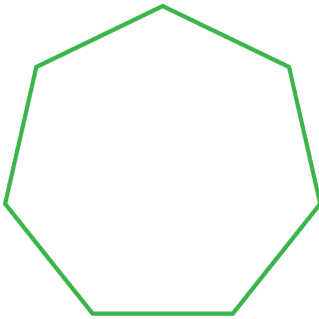
10

2

9

3

7



5

8

6



Can you colour in the  
shapes and numbers?

what colours did  
you use?

# People...

My new teacher is ...

My teaching assistant is...

These are other people at school...



# People...

My new teachers are ...

My classroom assistant is...

These are other people at school...



# People...

My new teachers are ...

My classroom assistants are...

These are other people at school...



# Writing letters and Numbers – Visual aid

a b c d e f g h i j k  
l m n o p q r s t u  
v w x y z

0 1 2 3 4 5 6 7 8 9

# Writing letters and Numbers – Visual aid

a b c d e f g h i  
j k l m n o p q r  
s t u v w x y z

0 1 2 3 4 5 6 7 8 9

# Writing letters and Numbers – Visual aid

a b c d e f g h i  
j k l m n o p q r  
s t u v w x y z

0 1 2 3 4 5 6 7 8 9

# Writing letters and Numbers – Visual aid

a b c d e f g h i  
j k l m n o p q r  
s t u v w x y z

0 1 2 3 4 5 6 7 8 9

# Writing letters and Numbers – Visual aid

a b c d e f g h i  
j k l m n o p q r  
s t u v w x y z

0 1 2 3 4 5 6 7 8 9

# Writing letters and Numbers – Visual aid

